

NCERT SOLUTIONS

CLASS - 4th



aglasem.com

Class : 4th
Subject : Math
Chapter : 1
Chapter Name : Building With Bricks

Q1 Which floor pattern do you like the most?

Answer. I like the pattern 2 most

Page : 2 , Block Name : Brick Patterns For Jagriti School

Q2 Have you seen such patterns anywhere?

Answer. I have seen pattern 2 in my hometown

Page : 2 , Block Name : Brick Patterns For Jagriti School

Q3 Which pattern is made in a circle?


Answer. pattern J is made in a circle



Page : 3 , Block Name : Brick Patterns For Jagriti School

Q4 In which pattern can you show mirror halves? Draw a line.

Answer. In pattern B, H, I. we can show mirror halves. Shown below.



Page : 3 , Block Name : Brick Patterns For Jagriti School

Q5 Now you draw some new floor patterns.

Answer. Some new floor patterns are given below:



Page : 3 , Block Name : Brick Patterns For Jagriti School

Q1 In one photo we can see only one face of the brick. In the other, we can see three faces. Circle the photo showing three faces.

Answer. The photo showing three faces is shown below.



Page : 4 , Block Name : How To Draw A Brick?

Q2 How many faces in all does a brick have?

Answer. A brick has six faces.

Page : 4 , Block Name : How To Draw A Brick?

Q3 is any face a square?

Answer. No face of a brick is a square.

Page : 4 , Block Name : How To Draw A Brick?

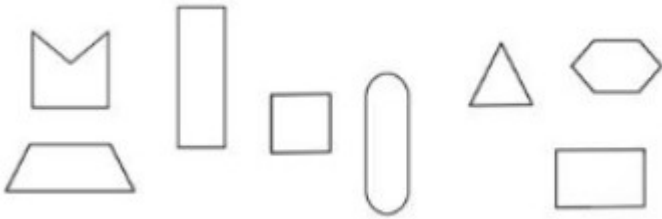
Q4 Draw the smallest face of the brick.

Answer. The smallest face of the brick is as shown.

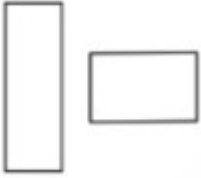


Page : 4 , Block Name : How To Draw A Brick?

Q5 Which of these are the faces of a brick? Mark a (✓).

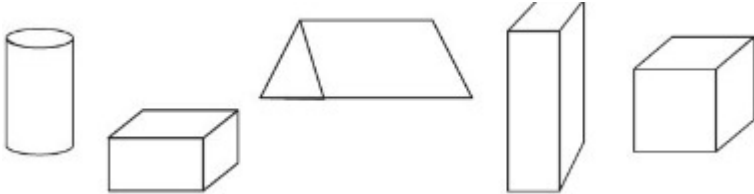


Answer. The faces of a brick are marked as (Tick)



Page : 4 , Block Name : How To Draw A Brick?

Q6 Which of these is a drawing of a brick?




Answer. Second and fourth from left are drawings of a brick.




Page : 4 , Block Name : How To Draw A Brick?

Q7 Make a drawing of this box to show 3 of its faces.



Answer. A drawing of the box with 3 faces is as shown.



Page : 4 , Block Name : How To Draw A Brick?

Q8 Can you make a drawing of a brick which shows 4 of its faces?

Answer. It is not possible to draw the figure of a brick that shows 4 of its faces.

Page : 4 , Block Name : How To Draw A Brick?

Q1 What do you think? Which wall will be stronger?

Answer. Zainab's wall will be stronger than that of Muniya.

Page : 5 , Block Name : A Wall That Will Not Fall

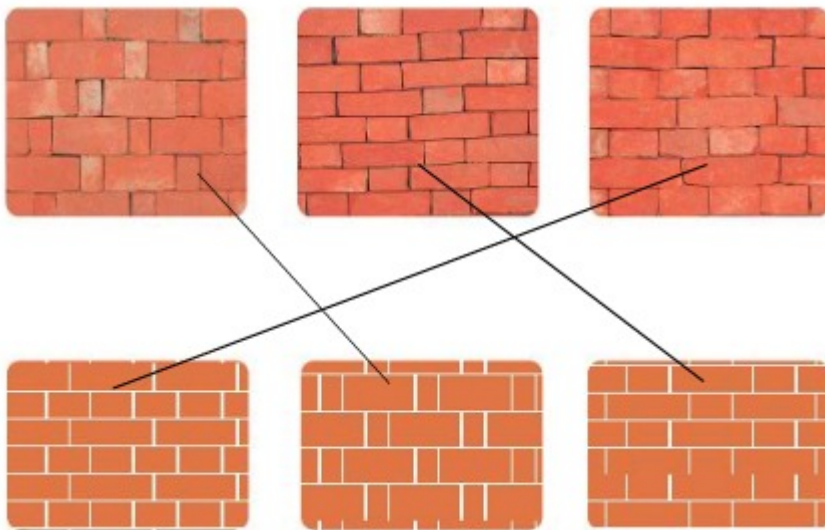
Q1 Here are photos of three kinds of brick walls. Can you see the difference in the way the bricks are placed?

Answer. There is the difference in the bricks, some bricks are placed vertically some are placed horizontally.

Page : 5 , Block Name : Different Wall Patterns

Q2 Now match the photo of each wall with the correct drawing below:

Answer. (a). (II) (b). (III) (c). (I)



Page : 5 , Block Name : Different Wall Patterns

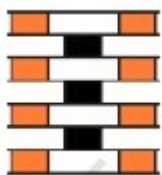
Q1 How many different 'jaali' patterns can you see in these two photos?

Answer. There are five different 'jaali' patterns can be seen in these two photos.

Page : 6 , Block Name : Looking Through A Brick Jaali

Q2 Now color some bricks red and make your own 'jaali' patterns in the wall drawn in the book.


Answer. My own 'jaali' pattern in the wall is as below:



Page : 7 , Block Name : Looking Through a Brick Jaali

Q3 Now draw some jharokha patterns on the wall here. You can shade it black.

Answer.



Page : 7 , Block Name : Looking Through a Brick Jaali

Q1 Look for other arches around you and draw them.

Answer. archer around us is given below.



Page : 8 , Block Name : Find Out

Q2 Have you seen arches in a bridge?

Answer. Yes. I have seen arches in a bridge.

Page : 9 , Block Name : Find Out

Q3 Where else have you seen an arch?

Answer. I have seen an arch in my neighbor's home.

Page : 9 , Block Name : Find Out

Q1 Isn't the Of this window beautiful? It is made of thin bricks. Have you ever seen thin bricks? Look around.

Answer. Yes, the jaali of this window looks beautiful. Yes, I have seen the thin brick in some very Old buildings in my village.

Page : 9 , Block Name : A Special Arch

Q2 Which of these bricks have curved edges?

Answer. Bricks 1 and 2 from the top left have curved edges.



Page : 10 , Block Name : A Special Arch

Q3 How many faces do you see the longest brick?

Answer. Two faces are seen in the longest brick.

Page : 10 , Block Name : A Special Arch

Q4 Is there any brick which has more than six faces?

Answer. No, A brick cannot have more than six faces.

Page : 10 , Block Name : A Special Arch

Q1 Have you seen bricks of different sizes?

Take one brick and measure it.

(a)How long is it? _____

(b)How wide is it? _____

(c)How high is it? _____

Answer. (a) It is 21.5cm in length.

(b) It is 10.25cm wide.

(c) it is 6.5cm high.

Page : 10 , Block Name : Find Out The Size Of A Brick

Q2 Muniya wants to make a wall 1-meter long. How many bricks will she need to put in a line?

Answer. She needs more than 4 bricks but less than 5 bricks to make a wall 1 meter long.

Page : 10 , Block Name : Find Out The Size Of A Brick

Q1 Can you guess how high is the chimney here? Is it:

- (a) about 5 meters?
- (b) about 15 meters?
- (c) about 50 meters?

Answer. The chimney's height is about 50 meters.

Page : 10 , Block Name : Bricks And Bricks — Hot And Fresh!

Q2 Here are four pictures formed the brick kiln. These pictures are jumbled up. Look at them carefully, Write the correct order.

Answer. The correct order in which a brick is made out of soil dug from the earth is C, D, B, and A.



Page : 11 , Block Name : Bricks And Bricks — Hot And Fresh!

Q3 How do you think a brick is made out of soil dug from the earth? Look at the pictures and discuss in groups.

Answer. DIY

Page : 11 , Block Name : Bricks and Bricks — Hot And Fresh!

Q4 Have you seen a brick kiln? Did you try to guess the number of bricks kept there?

Answer. Yes, I have seen a brick kiln. There may be more than ten lakh bricks kept in a brick kiln.

Page : 11 , Block Name : Bricks And Bricks — Hot And Fresh!

Q1 Look at these photos (given in the book) and guess how many bricks are carried by this truck.

Answer. It is carrying around five to ten thousand bricks.

Page : 12 , Block Name : Find Out

Q2 Also. find out from a truck driver how many bricks they can carry in one truck.

Answer. A truck driver tells that he carries nearly five thousand bricks in his truck or in the bigger

truck they can carry around ten thousand bricks.

Page : 12 , Block Name : Find Out

Q1 Bhajan decided to buy the new bricks form Brickabad. He bought three thousand bricks. How much did he pay?_____

Answer. cost of new bricks from brickabad is 2000 for one thousand bricks.

Cost of one brick = Rs. 2

Cost of three thousand bricks = $2 \times 3000 = 6000$

He pays Rs. 6000

Page : 12 , Block Name : Mental Math Bhajan Buys Bricks

Q2 Guess what he will pay if buys 500 old bricks.

Answer. For 500 old bricks, he will pay Rs. 600.

Page : 12 , Block Name : Mental Math Bhajan Buys Bricks