

NCERT SOLUTIONS

CLASS - 5th



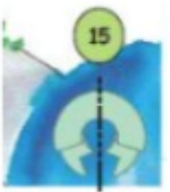
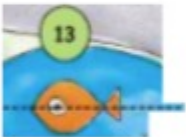
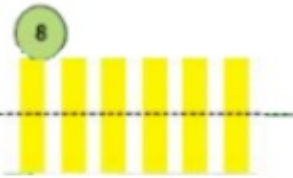
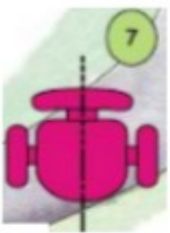
aglasem.com

Class : 5th
Subject : Maths
Chapter : 5
Chapter Name : Does It Look The Same?

Q1 Which shapes are divided into two mirror halves by the dotted line?

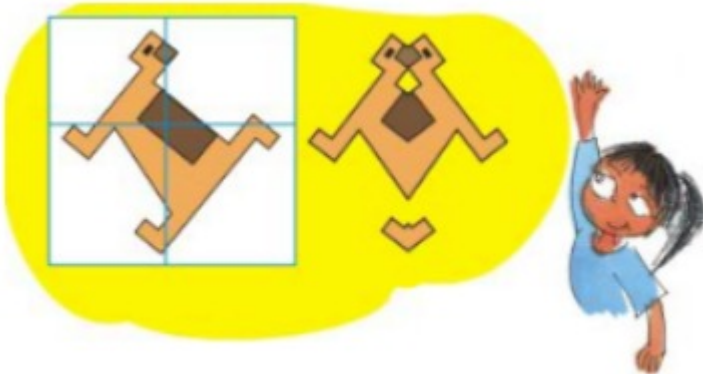


Answer. Shapes that are divided into two mirror halves by the dotted line are:



Page : 73 , Block Name : Make Your Pattern

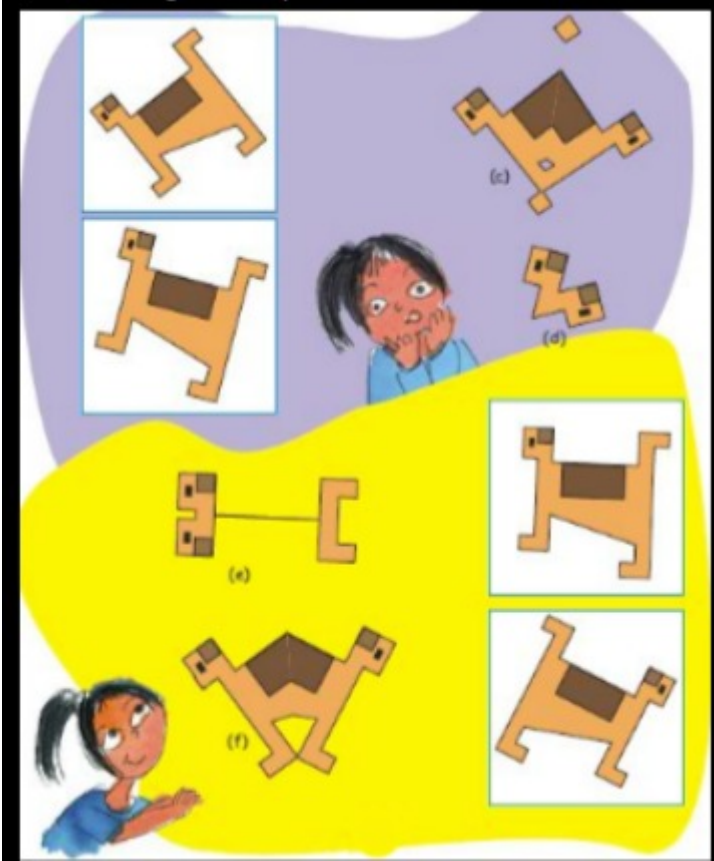
Q1 Look at the figure in the white box. (a) One which of the dotted lines will you keep the mirror so that you get shape (b)? Also tell which part of the picture will be hidden when we keep the mirror on the dotted line.

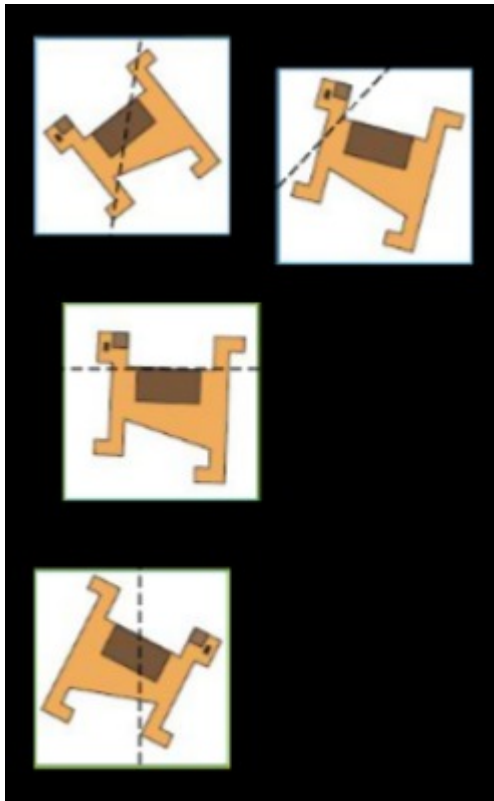


Answer. We will keep the mirror on a vertical dotted line to get shape (b). Right part of the image will be hidden if we keep the mirror on a vertical dotted line.

Page : 74 , Block Name : Mirror Games

Q2 Now make a line on the white box to show where you will keep the mirror to get the picture next to it.

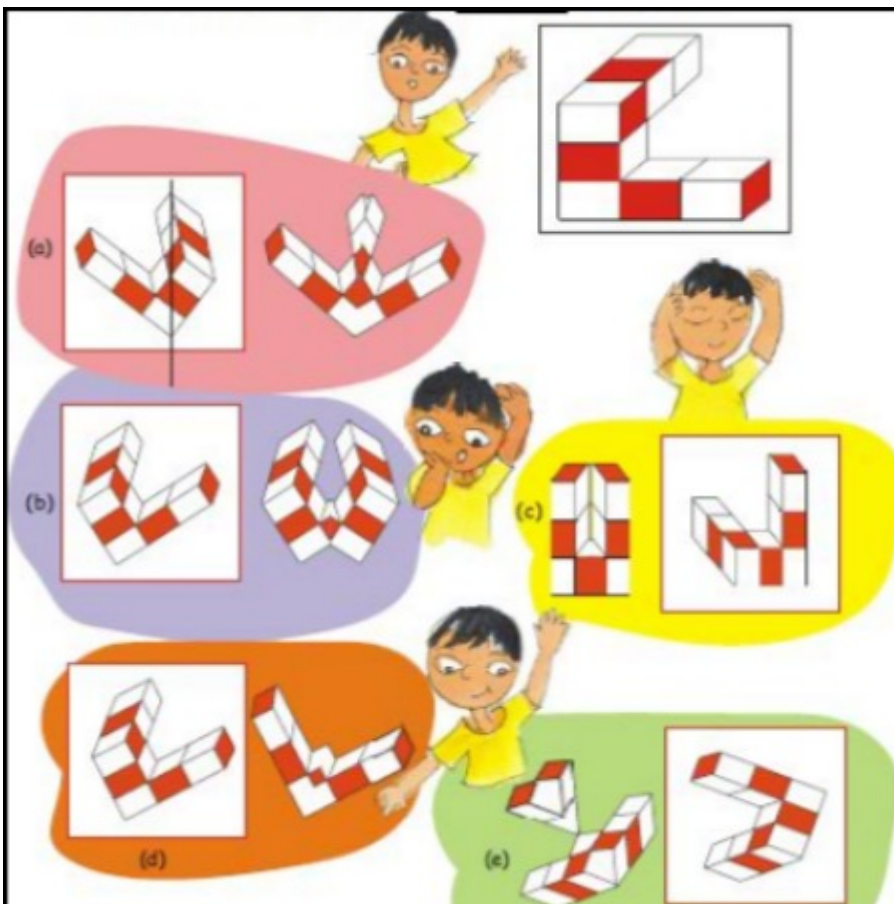




Answer.

Page : 75 , Block Name : Mirror Games

Q3 Venky has made a red and white shape. Make a line on the white box where you will keep a mirror to get that shape. Look at how the line is drawn in the first box to get the picture next to it.



Answer.



(b)

(c)



(d)



(e)



Page : 76 , Block Name : Mirror Games

Q1 Guess which of the shapes below would look the same after half a turn.



Answer.



Page : 78 , Block Name : Same After $\frac{1}{2}$ turn?

Q1 (1) Find out which letters in the English alphabet look the same after half a turn.
 (2) Which of these English words reads the same on half a turn? ZOOM, MOW, SWIMS, SIS, NOON

(3) Give half a turn to the numbers from 0 to 9. Find which of them still looks the same. (4) Think of all 2, 3 and 4 digit numbers which look the same on half a turn.

Example 2 digit numbers 1 1, _____, _____ 3 digit numbers 1 0 1, 1 1 1, _____, _____, _____,
 _____, _____, _____ 4 digit numbers 1 0 0 1, 1 1 1 1, _____, _____, _____, _____, _____

Answer. (1) H, I, X, N, S, Z and O.
 (2) MOW, SWIMS, SIS, and NOON read the same on half a turn.
 (3) 0, 1 and 8 are the numbers that look the same after half a turn.
 (4) 2 digit numbers that look the same on half a turn are 11, 88. 3 digit numbers that look the same on half a turn are 101, 111, 808, 888, 818, 181, 4 digit numbers that look the same on half a turn are 1001, 1111, 8008, 8888, 8118, 1881.

Page : 79 , Block Name : Practice Time

Q2 Which among the following pictures will look the same on half a turn?



Answer.



Page : 80 , Block Name : Practice Time

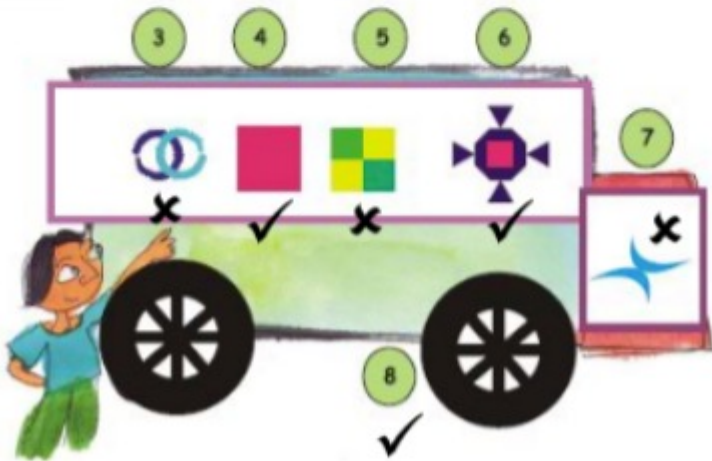
Q1 Among the following shapes, find out which ones would look the same after

(i) Among the following shapes, find out which ones would look the same after $\frac{1}{4}$ turn. Put a (✓)

(ii) Put (X) on the shapes that will not look the same after half a turn.



Answer.



Page : 82 , Block Name : Practice Time

Q2 Try and change the shapes in such a way that the new shape remains the same on giving it half a turn.











Answer.

Page : 83 , Block Name : Practice Time

Q3 Draw what the following shapes would look like on 1/4 turn and half a turn.

| | | | |
|---|--|--|---------------------|
| | <i>On $\frac{1}{4}$ turn</i> | | <i>On half turn</i> |
| <p>a) </p> <p>b) </p> <p>c) </p> <p>d) </p> |  |  | |

Which of the above shapes do not look the same on 1/4 turn? Which shapes do not look the same on half a turn?

Answer.

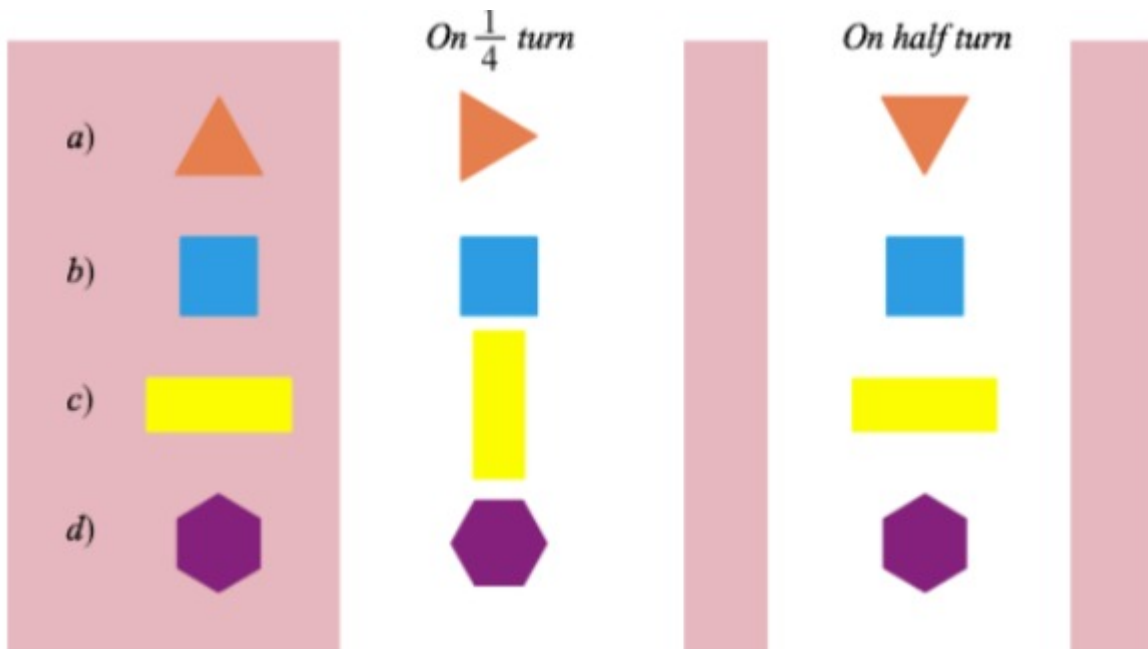


Image (a), (c) and (d) do not look the same on 14 turn. Image (a) does not look the same on 12 turn.

Page : 84 , Block Name : Practice Time

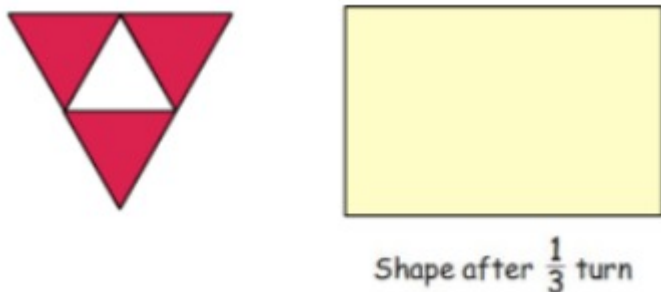
Q4 Which fan will look the same on a



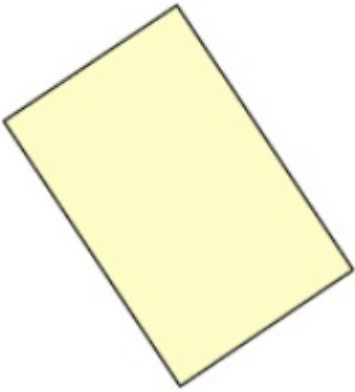
Answer. Fan (a) will look the same on 13 turn.

Page : 84 , Block Name : Practice Time

Q5 Draw this shape after $\frac{1}{3}$ turn.



Answer. Shape after 13 turn:



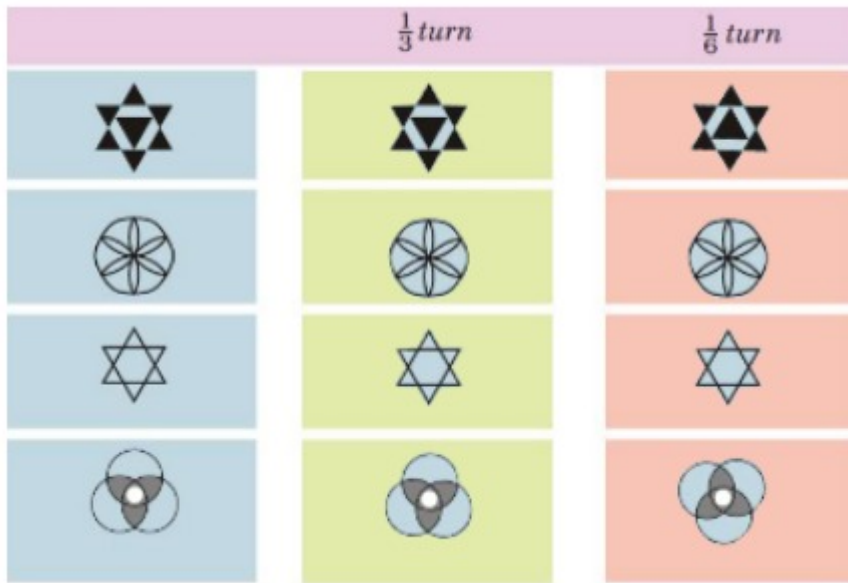
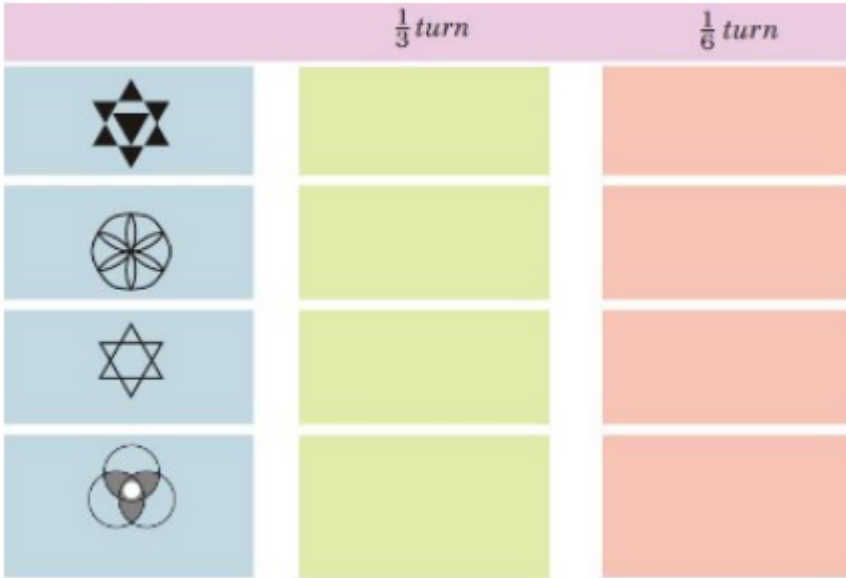
Page : 84 , Block Name : Practice Time

Q1 Can you see that this shape looks the same on 16 turn.



Draw how they will look on 13 and 16turn.

Look at the following shapes.




Answer.

Page : 85 , Block Name : One-Sixth Turn


Q2 Look at the following shapes

(a) Find out which of these figures look the same on 13 turn. Mark them with

(b) Which are the ones that will not look the same after 13 turn? Mark them with()



(c) Try and change the shapes below in such a way that they look the same on 13 turn.



(a) and (b)



(c)

Answer.

Page : 86 , Block Name : One-Sixth Turn

Q3 Draw some shapes which will look the same after $1/3$ turn.

Answer. Figures that look the same after $1/3$ turn:



Page : 86 , Block Name : One-Sixth Turn

Q4 Draw some shapes which will look the same after $1/6$ turn.

Answer. Figures that look the same after 16turn:



Page : 86 , Block Name : One-Sixth Turn